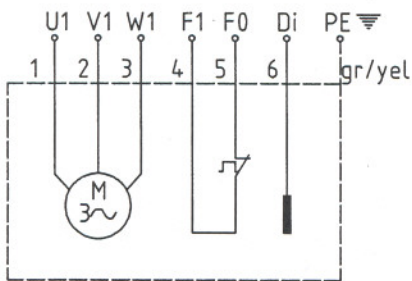
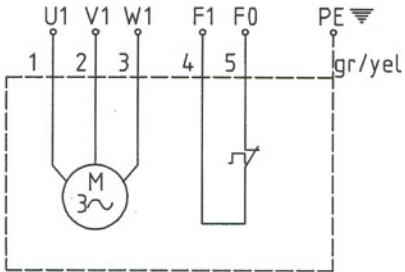
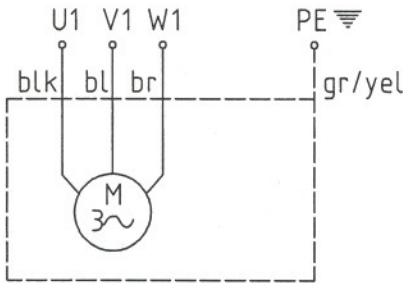


Piranha

Wiring Diagrams

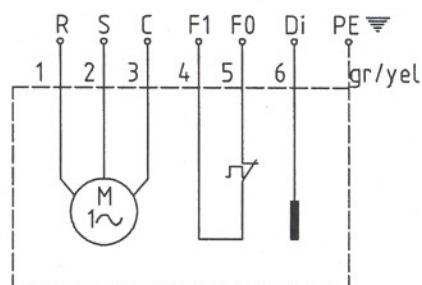
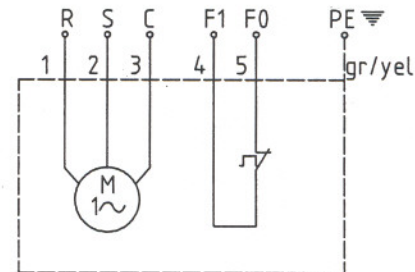
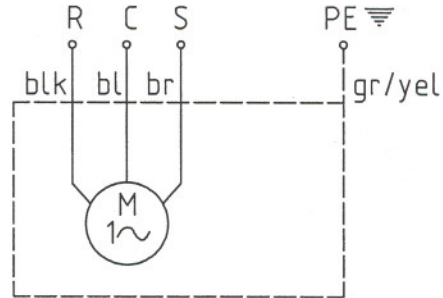
Three Phase

S10/4D, S16/2D, S18/2D, S30/2D

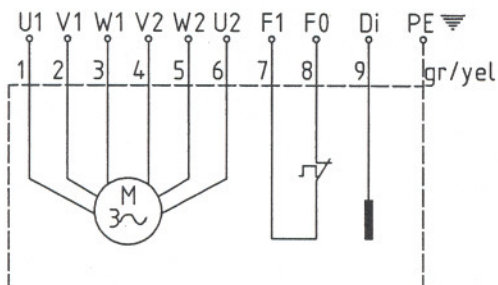


Single Phase

S10/4W, S16/2W, S18/2W, S26/2W, M25/2W, M35/2W, M50/2W



Pir. M70/2 D, M80/2 D, M100/2 D M125/2 D



blk	= black	U1	= T1
bl	= blue	V1	= T2
br	= brown	W1	= T3
gr/yel	= green/yellow	F0	= 1
Di	= Seal monitor	F1	= 2
F1/FO	= Thermal sensor	Di	= 3
PE	= Ground	U2	= T2
		V2	= T3
		W2	= T1

ATTENTION Explosion-proof pumps may only be used in explosive zones with the thermal sensors fitted (Leads: FO, F1).